


# Sue Reynolds Elementary School

 3840 Wrightsboro Rd, Augusta, GA 30909

 (706)855-2540

 Grades: K-5

 Enrollment: 506 students

Note: For information on educator qualifications and other federal reporting requirements, [click here](#). Discipline data are available in the [K-12 Student Discipline Dashboard](#).

## Performance Snapshot

- Sue Reynolds Elementary School 's **overall performance is higher than 19% of schools in the state** and is higher than its district.
- Its students' **academic growth is higher than 31% of schools in the state** and similar to its district.
- 39.7% of its 3rd grade students are reading at or above the grade level target.**

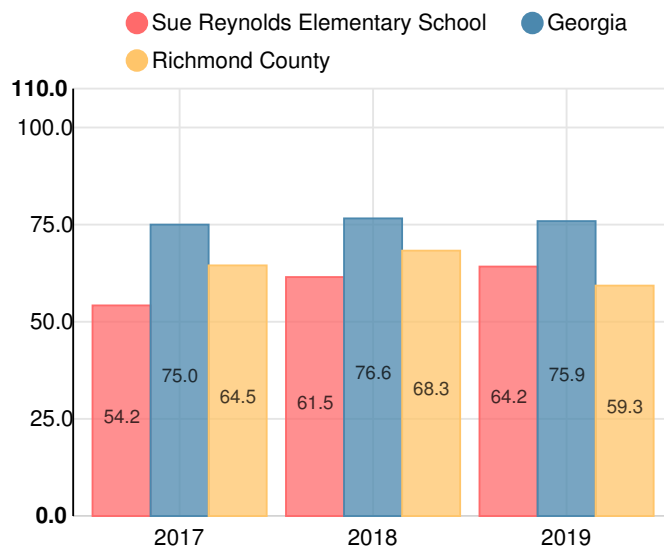
## School Wide

**D64.2**

| Year | Sue Reynolds Elementary School |
|------|--------------------------------|
| 2019 | D                              |
| 2018 | D                              |
| 2017 | F                              |
| 2016 | F                              |
| 2015 | F                              |

| Grade conversion |           |
|------------------|-----------|
| A                | 90 - 100  |
| B                | 80 - 89.9 |
| C                | 70 - 79.9 |
| D                | 60 - 69.9 |
| F                | 0 - 59.9  |

## CCRPI Single Score



Student Mobility Rate

32.3%

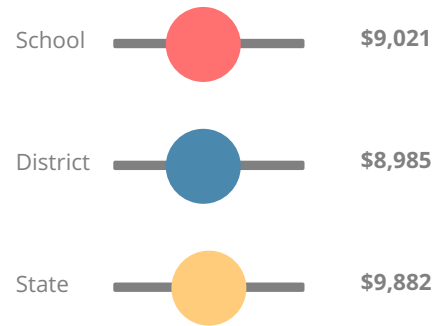
School Climate Star Rating



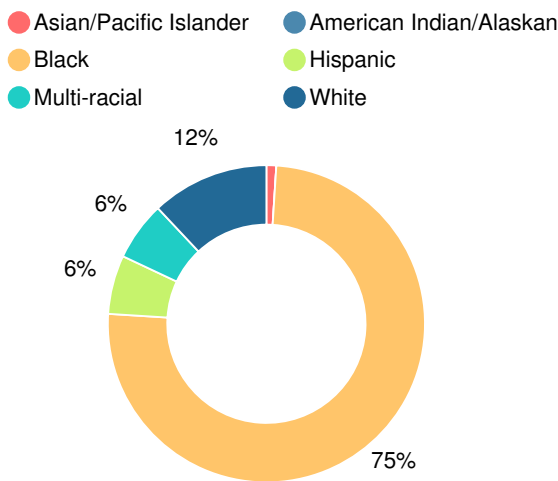
Financial Efficiency Star Rating



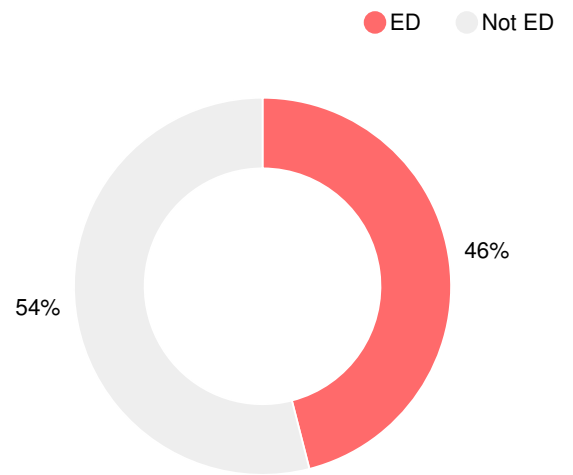
Per Pupil Expenditures



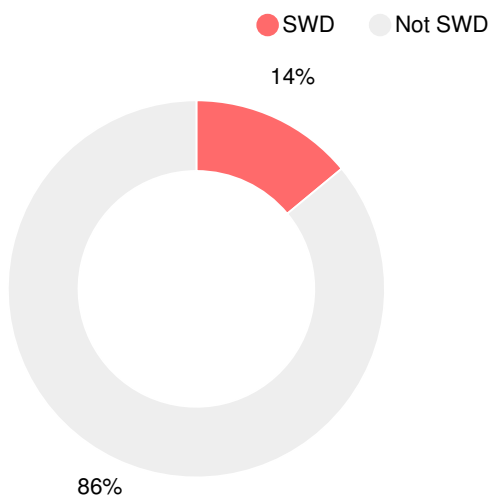
Race/Ethnicity



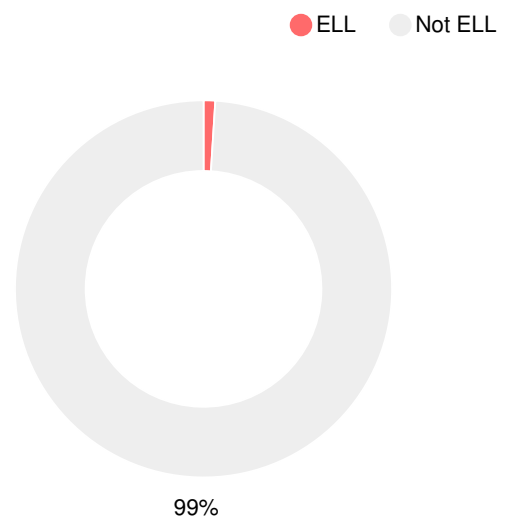
Economically Disadvantaged (ED)



Students with Disability (SWD)



English Language Learners (ELL)



# Elementary

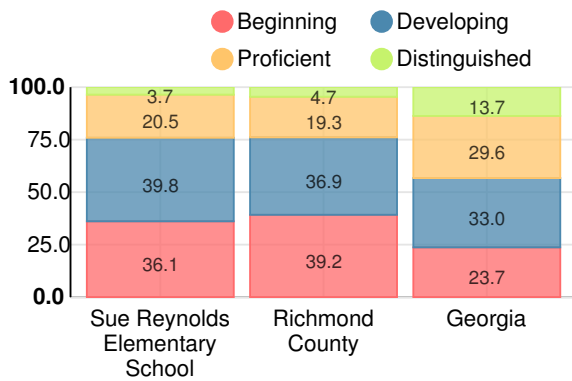
## CCRPI Score

### Sue Reynolds Elementary School

| Indicator          | 2019        |
|--------------------|-------------|
| Content Mastery    | 41.8        |
| Progress           | 77.8        |
| Closing Gaps       | 62.5        |
| Readiness          | 75.1        |
| <b>CCRPI Score</b> | <b>64.2</b> |

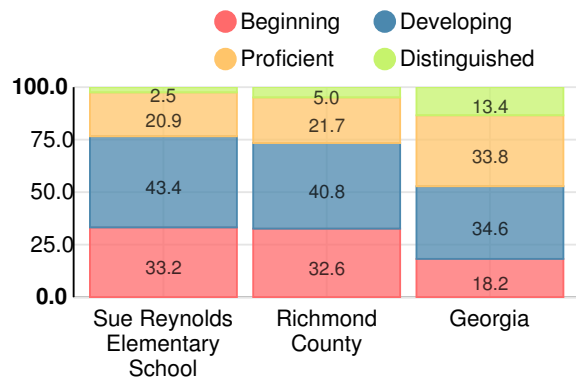
### English

Percent of students scoring in each performance level on 2019 Georgia Milestones for elementary grades



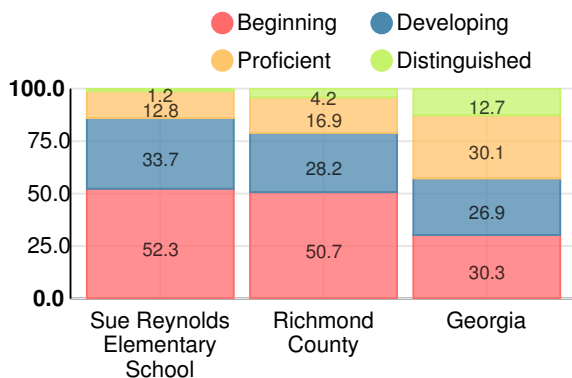
### Mathematics

Percent of students scoring in each performance level on 2019 Georgia Milestones for elementary grades



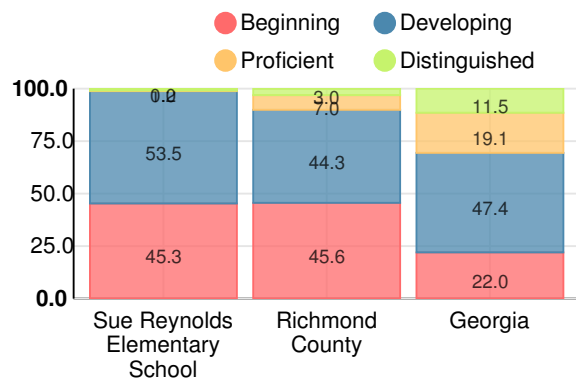
### Science

Percent of students scoring in each performance level on 2019 Georgia Milestones for elementary grades



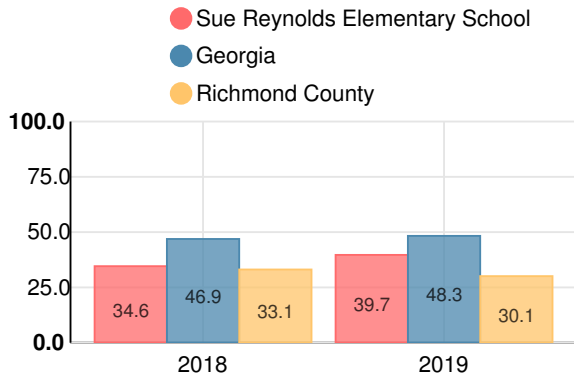
### Social Studies

Percent of students scoring in each performance level on 2019 Georgia Milestones for elementary grades



**Reading at or above the Grade Level Target (3rd Grade)**

Percent of students in grade 3 achieving Lexile measure equal to or greater than 670



**Reading at or above the Grade Level Target (5th Grade)**

Percent of students in grade 5 achieving Lexile measure equal to or greater than 920

